

Electrochemical Studies of Aluminium 7075 Alloy in Different Concentration of Acid Chloride Medium

Pruthviraj RD^{1*} and Rashmi M²

¹R&D Centre, Department of Chemistry, Raja Rajeshwari College of Engineering, Bangalore, India

²Department of Chemistry, Sri Krishna Institute of Technology, Bangalore, India

Abstract

The corrosion behavior of Al 7075 was investigated in Hydrochloric acid over a range of acid concentration electrochemical techniques like Tafel extrapolation and electrochemical impedance spectroscopy were started and the studies have revealed that the corrosion rate of Al 7075 samples increase with increase in concentration of Hydrochloric acid in the medium.

Keywords: Al 7075; Acid solutions; EIS; Polarization

Introduction

Corrosion of structural elements is a major issue for any industry because of the chemical environment of chemical processing. Al 7075 is special class of ultra-high strength metals that differ from conventional Aluminium in that they are hardened by a metallurgical reaction. Recently, the needs of high reliable substances of high strength and high ductility are gradually increased with the development of aerospace industry [1]. The characteristics of this grey and white steel are high ductility, formability; high corrosion resistance, high temperature strength, ease of fabrication; weldability and maintenance of an invariable size even after heat treatment. The corrosion rate of Al 7075 in acid solutions such as sulphuric acid, hydrochloric acid, formic acid, and stearic acid are substantial. Heat treatment affects the corrosion rate. Critical and passive current densities increase as the structure is varied from fully annealed to fully age [2]. Several technical papers covering alloy design, material processing, thermo-mechanical treatments, welding, strengthening mechanisms, etc., have been published. This aluminium have emerged as alternative materials to conventional quenched and tempered steels for advanced technologies such as aerospace, nuclear and gas turbine applications. They frequently come in contact with acids during cleaning, pickling, descaling, acidizing etc. Most of the reported studies were conducted on corrosion of various metals and alloys in HCl and H₂SO₄ medium. Phosphoric acid is also used in pickling delicate, costly components and precision items where rerusting after pickling has to be avoided [3-9]. But no literature seems to be available which reveal corrosion behavior of Al 7075 in acid medium. So it is intended to study the corrosion behavior of Al 7075 in Hydrochloric acid medium [10-15].

Experimental Part

Composition of Al 7075(weight%)

7075 aluminum alloy's composition roughly includes 5.6-6.1% zinc, 2.1-2.5% magnesium, 1.2-1.6% copper, and less than a half percent of silicon, iron, manganese, titanium, chromium, and other metals.

Material

Rectangular shape of metals were cut from the plate and covered with Teflon tape in such a way that, the area exposed to the medium is 1 cm². These metals were polished as per standard metallographic practice, followed by polishing with emery papers, finally on polishing wheel using legated alumina to obtain mirror finish, degreased with

acetone, washed with double distilled water and dried before immersing in the corrosion medium [16,17].

Medium

Standard solutions of Hydrochloric acid having concentration 0.1 N, 0.05 N, 0.025 N, were prepared by diluting analytical grade (Nice) Hydrochloric acid with double distilled water. Experiments were carried out at Laboratory temperature.

Electrochemical measurements

Tafel polarization studies: Electrochemical measurements were carried out by using an electrochemical work station, CH Instrument (USA). Tafel plot measurements were carried out using conventional three electrode Pyrex glass cell with platinum counter electrode and Ag/AgCl electrode as reference electrode. All the values of potential are therefore referred to the SRE [18,19]. Finely polished Al 7075 specimens of 1 cm² surface area were exposed to corrosion medium of different concentrations of Hydrochloric acid (0.1 N, 0.05 N, 0.025 N) at Laboratory temperature and allowed to establish a steady state open circuit potential [20-23]. The potentiodynamic current potential curves were recorded by polarizing the specimen to -250 mV cathodically and +250 mV anodically with respect to open circuit potential (OCP) at scan rate of 5 mVs⁻¹.

Electrochemical impedance spectroscopy studies (EIS)

Electrochemical impedance spectroscopy (EIS), which gives early information about the electrochemical processes, at the metal solution interface, has been used in many reports on the corrosion studies. The corrosion behavior of the Al 7075 was also obtained from EIS technique using electrochemical work station, CH Instrument (USA). In EIS technique a small amplitude ac signal of 10 mV and frequency spectrum from 100 kHz to 0.01 Hz was impressed at the OCP and

***Corresponding author:** Pruthviraj RD, R&D Centre, Department of Chemistry, Raja Rajeshwari College of Engineering, Bangalore, India, Tel: 9019223343; E-mail: pruthvirajrd@gmail.com

Received December 16, 2015; **Accepted** December 31, 2015; **Published** January 10, 2016

Citation: Pruthviraj RD, Rashmi M (2016) Electrochemical Studies of Aluminium 7075 Alloy in Different Concentration of Acid Chloride Medium. J Material Sci Eng 5: 221. doi:10.4172/2169-0022.1000221

Copyright: © 2016 Pruthviraj RD, et al. This is an open-access article distributed under the terms of the Creative Commons Attribution License, which permits unrestricted use, distribution, and reproduction in any medium, provided the original author and source are credited.

impedance data were analyzed using Nyquist plots [24]. The charge transfer resistance, R_t was extracted from the diameter of the semicircle in Nyquist plot. In all the above measurements, at least three similar results were considered and their average values are reported. The scanning electron microscope images were recorded to establish the interaction of acid medium with the metal surface using JEOL JSM-6380LA analytical scanning electron microscope (CPRI) (Figure 1).

The potentiodynamic polarization parameters like corrosion potential (E_{corr}), corrosion current (i_{corr}), polarization resistance (R_p), anodic and cathodic slopes (b_a and b_c), and corrosion rate are calculated from Tafel plots. These results indicate that with increase of both concentration of HCl and solution the R_p value decreases, polarization curves are shifted to high current density region indicating increase in corrosion rate. The nature of polarization curves predicts active corrosion behavior at each temperature and concentration of HCl. It is observed from these results that the corrosion potential is shifted to noble values as the concentration of HCl is increased [25,26]. This is in accordance with Muralidharan who proposed dependence of E_{corr} and i_{corr} on solution parameters. The positive shift in the

corrosion potential, E_{corr} , indicates that the anodic process is much more affected than the cathodic [27]. With increase of solution temperature b_a and b_c are almost unchanged indicating no change in the mechanism of corrosion with temperature. The increasing corrosion rate with increasing temperature is in agreement with the observation reported by Jones that, in open system, the corrosion rate of iron increases with temperature up to 80°C. This can also be explained by the characteristics of the cathodic process of hydrogen evolution in acidic solutions. The hydrogen evolution overpotential decreases with increase in temperature that leads to increase in cathodic reaction rate [28,29].

At the interface of Al and acid electrolyte, the dissolution of Al can be written as follows:

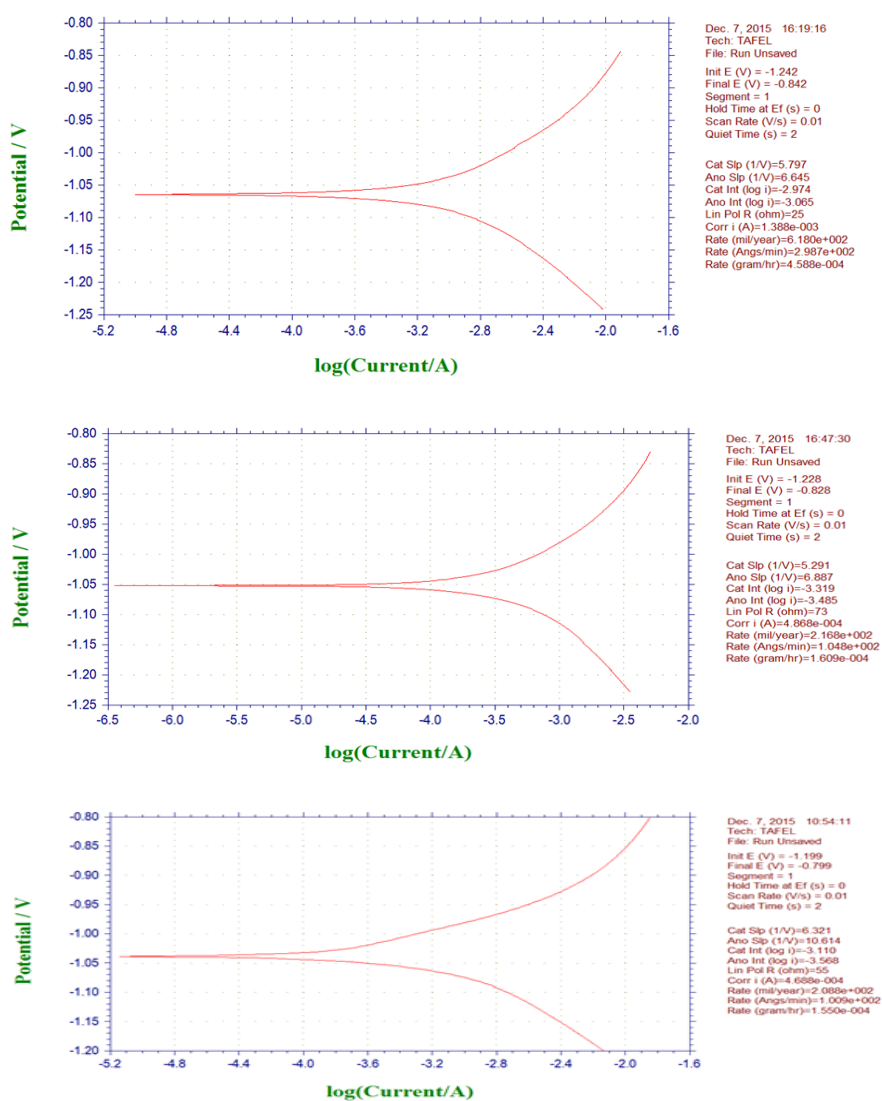
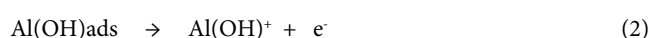
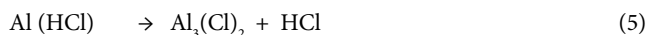
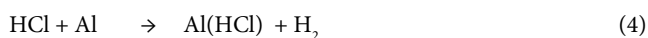


Figure 1: Potentiodynamic polarization curves of Al 7075 in different concentrations of HCl Solution at laboratory temperature.

At medium and high concentrations of Hydrochloric acid, precipitation of Aluminium chloride occurs at the interface as follows:



Electrochemical impedance spectroscopy

The corrosion behavior of Aluminium 7075 specimens was also investigated by EIS in various concentrations of Hydrochloric acid at Laboratory temperature. The impedance spectra recorded are displayed as Nyquists plots for Al 7075 specimen as a function of concentration of acid as shown in Figure 2.

The depressed semicircles of the Nyquist plots suggest the distribution of capacitance due to in homogeneities associated with the electrode surface. In order to analyse the impedance spectra containing one capacitive loop, the equivalent circuit given in Figure 3 is used, which has been used previously to model Aluminium/acid interface. The capacitive loops are not perfect semicircles, because the Nyquist plots obtained in the real system represent a general behavior where the double layer at the metal solution interface does not behave as an ideal capacitor. The fact that impedance diagrams have a semicircular appearance shows that the corrosion of Al 7075 is control by charge transfer process. The intersection of capacitive loop with the real axis on the high frequency region represents the ohmic resistances of corrosion product films and the solution enclosed between the working electrode and the reference electrode, R_s . R_t represents the charge transfer resistance whose value is a measure of electron transfer across the surface and is inversely proportional to corrosion rate. In evaluation

of Nyquists plot, the difference in real impedance at lower and higher frequencies is considered as charge transfer resistance R_t . The diameter of the semicircle decreases as acid concentration increases indicating increase in corrosion rate.

Where R_t is charge transfer resistance obtained from Nyquists plots. A is area of cross section of material under observation ba and bc are Tafel constants. The results obtained by EIS method at various concentrations of are similar to that of Tafel polarization results.

Scanning Electron Microscope Studies (SEM)

The SEM images of freshly polished surface of Al 7075 samples of are given in Figure 4 and which show uncorroded surface with few scratches due to polishing. The surface morphology of the Al 7075 samples was examined by SEM immediately after corrosion tests in Hydrochloric acid medium. The SEM image of corroded Al 7075 sample in Figure 4 shows degradation of alloy, with more or less uniform attack. In the case of corroded samples this degradation is highly pronounced as shown above seems to be concentrated more on and around the grain boundaries. The intermetallic precipitation at grain boundary may be responsible for the higher rate of corrosion.

Conclusions

Based on results of investigation, the following conclusions may be drawn that the corrosion rate of Al 7075 specimen in Hydrochloric acid medium is substantial. The corrosion rates of the specimens are influenced by concentration of Hydrochloric acid medium. The corrosion rate of the specimens under investigation increases with

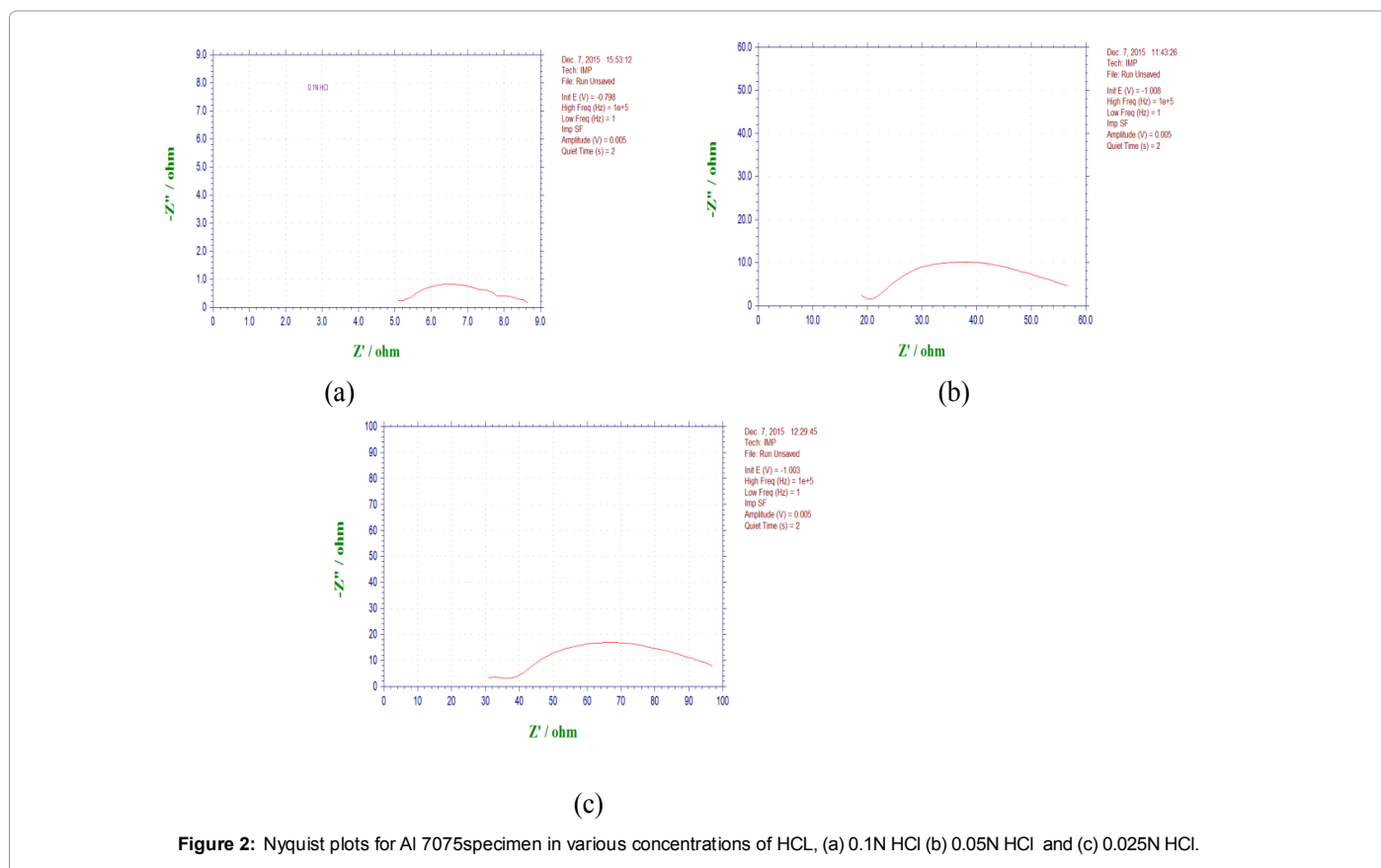


Figure 2: Nyquist plots for Al 7075specimen in various concentrations of HCL, (a) 0.1N HCl (b) 0.05N HCl and (c) 0.025N HCl.

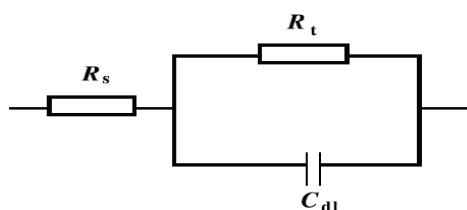


Figure 3: Equivalent circuit for metal/acid interface (R_s solution resistance, R_t charge transfer resistance, C_{dl} double layer capacitance).




Figure 4: SEM images of Al 7075 specimen (a) Fresh polished surface (b) Corroded surface after polarization experiment in HCL.

increase in concentration of Hydrochloric acid.

Acknowledgment

The authors gratefully acknowledge VGST, Govt. of Karnataka for financial support under the project CISEE /2014-15/ GRD No. 325. Also express their gratitude to Management and Principal, Raja Rajeswari College of Engineering, Bangalore for providing infrastructural facilities.

References

- Sastry KY, Narayanan R, Shamantha CR, Sunderason S, Seshadri SK, et al. (2003) Stress corrosion cracking of maraging steel weldments. *Mat Sci and Techn* 19: 375-381.
- (1990) ASM Hand Book. (10th Ed) ASM International.
- Lee DG, Jang KC, Kuk JM, Kim IS (2005) The influence of niobium and aging treatment in the 18% Ni maraging steel. *J of Mat Proc Techn* 162: 342-349.
- Krick WW, Covert RA, May TP (1968) Mechanical behavior of crystalline solids at elevated temperature. *Met Eng Quart* 8: 31
- Dean SW, Copson HR (1965) Selective electrogenerative oxidation of benzyl alcohol with platinum-graphite packed-bed anodes. *Corrosion* 21: 95.
- Bellanger G, Rameau JJ (1996) Effect of slightly acid pH with or without chloride in radioactive water on the corrosion of maraging steel. *J Nuclear Mat* 228:24-37.
- Bellanger G (1994) Effect of carbonate in slightly alkaline medium on the corrosion of maraging steel. *J Nuclear Mat* 217:187-193.
- Poornima T, Nayak J, Shetty AN (1964) Data bulletin on 18% Ni maraging steel. The International Nickel Company, INC.
- Rezek J, Klein IE, Yhalom J (1997) Electrochemical properties of protective coatings on maraging steel. *Corros Sci* 39: 385-397.
- Sinha PP (1999) IIM Metal News.
- Muralidharan VS, Rajagopalan KS (1979) Kinetics and mechanism of corrosion of iron in phosphoric acid. *Corros Sci* 19: 205-207.
- Quartarone G, Battilana M, Bonaldo L, Tortato T (2008) Investigation of the inhibition effect of indole-3-carboxylic acid on the copper corrosion in 0.5 M H_2SO_4 . *Corros Sci* 50: 3467-3474.
- El-Sayed A (1997) Towards the realistic silicon/carbon composite for Li-ion secondary battery anode. *J Appl Electrochem* 27: 94.
- Speller FN (1951) *Corrosion: Causes and Prevention*. (3rd Ed) McGraw Hill, USA.
- Larabi L, Harek Y, Benali O, Ghalem S (2005) Hydrazide derivatives as corrosion inhibitors for mild steel in 1 M HCl. *Prog Org Coat* 54: 256-262.
- Gunasekaran G, Chauhan LR (2004) Eco friendly inhibitor for corrosion inhibition of mild steel in phosphoric acid medium. *Electrochim Acta* 49: 4387-4395.
- Almeida E, Pereira D, Figueiredo MO, Lobo VMM, Morcillo M (1997) The influence of the interfacial conditions on rust conversion by phosphoric acid. *Corros Sci* 39: 1561-1570.
- El-Neami KKH, Mohamed AK, Kenawy IM, Fouda AS (1995) Inhibition of the corrosion of iron by oxygen and nitrogen containing compounds. *Monatsh Chem J* 126: 369-376.
- Morad MS (1999) Influence of propargyl alcohol on the corrosion behaviour of mild steel in H_3PO_4 solutions. *Mat Chem Phys* 60:188-195.
- Abd El-Rehim SS, Ibrahim MAM, Khaled KF (1999) 4-Aminoantipyrine as an inhibitor of mild steel corrosion in HCl solution. *J Appl Electrochem* 29: 593-599.
- Shoosmith DW (1999) *Metals Handbook*. (9th Ed) ASM International.
- Oguzie EE, Li Y, Wang FH (2007) Effect of surface nanocrystallization on corrosion and corrosion inhibition of low carbon steel: Synergistic effect of methionine and iodide ion. *Electrochim Acta* 52: 6988-6996.
- Azhar ME, Mernari B, Traisnel M, Bentiss F, Lagrenee M (2001) Corrosion inhibition of mild steel by the new class of inhibitors [2,5-bis(n-pyridyl)-1,3,4-thiadiazoles] in acidic media. *Corros Sci* 43: 2229-2238.
- Cheng S, Chen S, Liu T, Chang X, Yin Y (2007) Carboxymethylchitosan + Cu^{2+} mixture as an inhibitor used for mild steel in 1 M HCL. *Electrochim Acta* 52: 5932-5938.
- Ozcan M, Dehri I, Erbil M (2004) Organic sulphur-containing compounds as corrosion inhibitors for mild steel in acidic media: correlation between inhibition efficiency and chemical structure. *Appl Surf Sci* 236: 155-164.
- Lrabi L, Harek Y, Traisnel M, Mansri (2004) Synergistic Influence of Poly(4-Vinylpyridine) and Potassium Iodide on Inhibition of Corrosion of Mild Steel in 1M HCl. *J Appl Electrochem* 34: 833-839.
- Qu Q, Jiang S, Bai W, Li L (2007) Effect of ethylenediamine tetraacetic acid disodium on the corrosion of cold rolled steel in the presence of benzotriazole in hydrochloric acid. *Electrochim Acta* 52: 6811-6820.
- Hamdy HH, Essam A, Mohammed AA (2007) Inhibition of mild steel corrosion in hydrochloric acid solution by triazole derivatives: Part I. Polarization and EIS studies. *Electrochim Acta* 52: 6359-6366.
- Ozcan M, Dehri I (2004) Electrochemical and quantum chemical studies of some sulphur-containing organic compounds as inhibitors for the acid corrosion of mild steel. *Prog Org Coat* 51: 181-187.